

# Wokingham Art Society Newsletter – October 2012

[www.wokinghamartsociety.org.uk](http://www.wokinghamartsociety.org.uk)

Editor Chris Parry



**Chairman Sue Smith**

Tel. 01189 792030

**Secretary Madeline Hawes**

Tel. 01189 783898

**Treasurer Rebecca**

**Johnson**

Tel: 01189 734360



## Letter from the chairman

*The nights are drawing in fast and the central heating is working hard to keep the chill away. Where was that summer? It has been a very busy one for many of us and rewarding too. It was wonderful to have another opportunity to show the frieze as part of the Arts Trail. Many thanks to the Town Council for opening the fabulous Town Hall for us again. Now the committee have to consider how to conserve the frieze and decide on its future. Fundraising will be necessary. We will keep you posted!*

*We will be taking part again in the Festival of Christmas trees at The Bradbury Centre in December. Our efforts are always appreciated and the festival is a delight -- well worth coming to see! See later in the newsletter for advice on how you can contribute to this special event.*

*I hope you are excited by all the events and activities listed on your membership cards. We plan a long time in advance but would always appreciate any suggestions you may have for demonstrators, outings or workshops.*

*This always seems to me to be the most peaceful and relaxed time of year – time to indulge in leisurely explorations out in the countryside as the leaves change colour and start to fall. Why not pick up a few and capture them with your paintbrush? I'm going to!*

Sue

## Ashmolean Museum Oxford In November

Following our very popular trip to Oxford a couple of years ago we are arranging another coach trip, to this popular destination on

## Saturday the 17<sup>th</sup> of November

Look out for more details of the outing and the accompanying booking form in newsletter.

Contact Liz Manley on  
01189 772569

## Attention.

There are members who have either forgotten, or perhaps thought that they have already paid; if you have not received a membership card, then you have not paid – please check with the Treasurer, Rebecca Johnson.

If you wish to continue membership, fill in the form accompanying this newsletter and send your cheque with a stamped, self addressed envelope, so that the treasurer can send your membership card to you.

## August 21<sup>st</sup> / Venice Wendy Jelbert

Her references tonight were colour and b/w photos - She had, as always, previously done some preliminary sketches. The demo started with a pre-prepared drawing of a Venetian scene on 140lb Langton paper, using:

- a double-ended brush pen charged with dark brown water-soluble ink
- blue masking fluid - "Use a drafting pen"
- texture paste - "Use a palette knife".

For anyone who has trouble with the strong perspective of scenes like this narrow canal, one of Wendy's first tips is to start with the negative shapes of the sky and water. "It's much easier to fit everything in if you've got them right"

Also, "Don't draw things that are not there - if lines are bent, draw them bent". She started with pale washes of Naples Yellow watercolour in the sky and water, and let them dry. She was, of course, using her own special sword brushes - "The only brush you need. It replaces everything from a wash brush to a rigger." It's advisable to start with subdued colours and to liven them up towards the end. Her palette was quite limited: basically orange, Burnt Sienna, grey and blue. A Cerulean Blue and Burnt Sienna mix is good for distant buildings.

Wendy checked that the Naples Yellow was absolutely dry before she put the blue into the sky and water (otherwise you get green).

Vertical strokes put the colours into the water - water surface ripples were lifted out with horizontal strokes.


When we came back we found that Wendy had rubbed off the masking fluid and was about to soften the resulting stark white with a little yellow. To add texture and interest Wendy went over some areas with oil pastel. This acts as a resist as well as giving colour. It was only when she washed over it with the background colour that the texture paste was seen to have any effect - particularly in the stonework near the water.

Finally she got out her Faber Castell watercolour pencils to reinforce some edges and emphasize the "light-against-dark" contrasts.

So ended another entertaining and instructive evening.

Thank you, Wendy.

*Sam Dauncey*



## Hidden Talent

*An Art Exhibition by  
those affected by Dementia  
and Parkinson's.*

*17 October to  
November 3<sup>rd</sup> 2012  
MoreArts, 43c Peach  
Street, Wokingham  
RG40 1XJ.*

*Private View - 5 till 7 pm,  
Wednesday, 17 October  
Open thereafter from  
Wednesday till  
Saturday, 12 till 4 pm.  
Paintings, Jewellery,  
Crafts, Books, Cards.  
Wheelchair friendly  
venue.*

**All proceeds go to  
Younger People with  
Dementia (YPWD) &  
Parkinson's UK.**

**A great gift-buying  
opportunity! Come &  
browse!**

# Coach Outing to Oxford - Ashmolean - Saturday 17th November 2012

Entry to the Museum is FREE.

## Temporary exhibitions showing

Edward Lear', Ornamental Textiles from Japan' . Lady Impey's Bird painting  
'Contemporary Chinese Art

*There is a cafe on the lower ground floor and a roof-top restaurant.*

The museum is centrally located in Oxford, so can combine your visit with doing a little Christmas shopping, and exploring the delights of the indoor market – a treat! Or just wandering around this lovely city, taking in the sites and perhaps doing some sketching!

The coach will leave Wokingham Broad St.( in front of Prezzo's) at 9.30am

We will leave the Museum at 4-30pm. (pick up arrangements, must be followed, as there are tight restrictions for the coach drivers!)

Please book promptly to ensure your place with the accompanying booking slip.

# Coach Trip to the Ashmolean - Saturday November 17th 2012

## Payment for coach. £10.00 pp including tip for driver

Name ..... Tel No .....

Name ..... Tel. No.....

Name ..... Tel No .....

Name ..... Tel. No.....

Amount enclosed ..... Cheques to be made out to  
Wokingham Art Society and sent with booking form to

Liz Manley

47, Langborough Road, Wokingham, RG40 2BU

Tel: 0118 9772569

**September 18<sup>th</sup>**  
**Watercolour Birds.**  
**Jake Winkle**

His style of painting is a cross between representational and impressionist. He concentrates on finding recognizable shapes, exaggerating colour and using the full range of tones from white to black. Texture is almost ignored.

While the work was drying Jake explained that he paints Rockhopper penguins because of their feathery "ears". He had placed the different sized birds to give interesting negative spaces. Someone suggested the birds need not all have been in step but I think it gives a nice touch of whimsy. Shadows and reflections are as important as the objects themselves.



Remember there is a gap if the foot is off the ground! He made his greys with burnt umber, yellow, light red and turquoise. Tonally they were in the middle of the range but each bird was different: more warm burnt umber for the nearer one, more green (blue and yellow) in the distance. There were, of course, a few little out-of context snippets, too:

● "Action-based work now sells better than landscape"  
● "Don't aim for perfection - just make sure nothing is actually wrong"

● "Luxartis brushes are cheaper and better than Rosemary's" and I note that the Luxartis shop on Jake's website also sells his DVDs. The second painting was quite different: much looser and quicker (15 or 20 minutes), all with a big brush (Size 14?).

As before, a quite detailed pencil drawing had already been done on the stretched Arches paper.

Getting the warm and cool areas right is more important than accurate colour but, wow, did he use colour! The brush moved in the direction of the feathers, leaving the paper as rarely as possible.

Pure pigment was dropped in, wet-into-wet, seemingly almost randomly (but I bet it wasn't).

A lot of the short time spent on this painting was devoted to such finishing touches, including bits of white gouache.

The effect was spectacular - and so ended another most

impressive evening. Well done, Jake, yet again.



*Sam Dauncey*

**Receiving your**  
**newsletter by**  
**email**

**Is this something that appeals to you? If so, then please get in touch with Sue Smith and you too can be added to the growing list of members who already share this benefit**

**Sue Smith**  
**01189 792030**

## Video Library

There is a selection of art videos and DVD's at the monthly meetings for hire by members of the society. Hire charge is £1 per item. Please return item promptly at the next meeting. For more information, or if you have any suggestions, please contact Alison Messias 0118 9783188

## Notice Board

[parryhouse@aol.com](mailto:parryhouse@aol.com) 0118 9783040

### *.Cornerstone*

Just bring your paints and turn up

**Every Monday 2.00 until 4.30.**  
**£3.00** includes refreshments.  
**For more details call**



Barbara  
Thompson  
0118 9791443

\*\*\*

Alison Messias  
0118 9783188

## Help!

We are looking for members who would be willing to take over the job of making the tea and coffee each month. Please if you are interested, Phone Sue on **0118 9792030**

## Custom mount cutting

*Most mounts can be produced quickly and at short notice.*

*Please give Mike a call to discuss your requirements:*

07793 103456

*Based in Frimley, Surrey. Collection or delivery (at cost).*

Have you seen any good exhibitions lately, announcements to give, stories to tell, or thank you notes – let me know and send it to

[parryhouse@aol.com](mailto:parryhouse@aol.com) or send to  
Chris Parry  
30 Lowther Rd.,  
Wokingham RG41 1JD

## Kathleen Mills

*We have been informed of sudden death of Kathleen Mills, wife of one of our previous chairman, Ray Mills. When Ray died Kathleen presented the Ray Mills, award to the society, so it could be given each year for excellence in oils, acrylics or pastels.*  
*We extend our sympathy to the family*

**20%Discount**  
**At T & G**  
**Galleries**  
Easthampstead  
Rd.,

This is **20% off framing** for all members of the Society who produce an Art Society **Membership card.**

Liz Chaderton

Art will be on display in the Garden Room at the Dragonfly Cafe, from 7th November 2012- January 4<sup>th</sup> 2013

## V & A Traynor Fine Arts Picture Framing

8, Victoria Place,  
Terrace Road North, Binfield,  
RG42 5JB  
Tel; 01344 425508

## **Subscription now overdue!**

Use this form to accompany your cheque. Subscriptions for 2012 / 2013 remain at £15 for a full member and £12 for an associate.

If your address or telephone number have changed write, **PTO** at the foot of the form and put the new information on the reverse. **Make cheques payable to Wokingham Art Society** .

**Name (Print)**.....

**Cheque enclosed for £15 / £12 (delete as appropriate)**

**SEND TO;    The Treasurer**

**Rebecca Johnson. 18, Pine Drive, Wokingham, Berks RG40 3LE Tel : 0118 9734360**

**(Membership card given only on receipt of subscription)**



**Please include a stamped addressed envelope for your new membership card.**

## **Subscription now overdue!**

Use this form to accompany your cheque. Subscriptions for 2012 / 2013 remain at £15 for a full member and £12 for an associate.

If your address or telephone number have changed write, **PTO** at the foot of the form and put the new information on the reverse. **Make cheques payable to Wokingham Art Society** .

**Name (Print)**.....

**Cheque enclosed for £15 / £12 (delete as appropriate)**

**SEND TO;    The Treasurer**

**Rebecca Johnson. 18, Pine Drive, Wokingham, Berks RG40 3LE Tel : 0118 9734360**

**(Membership card given only on receipt of subscription)**

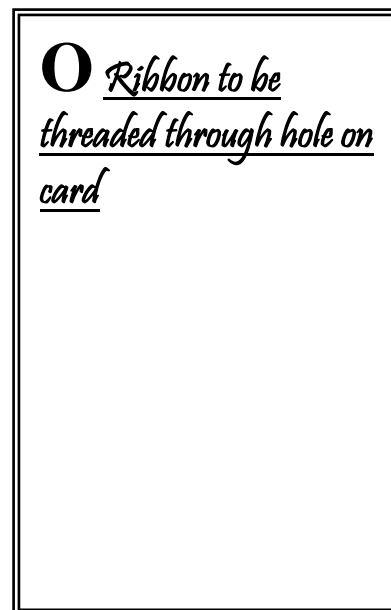
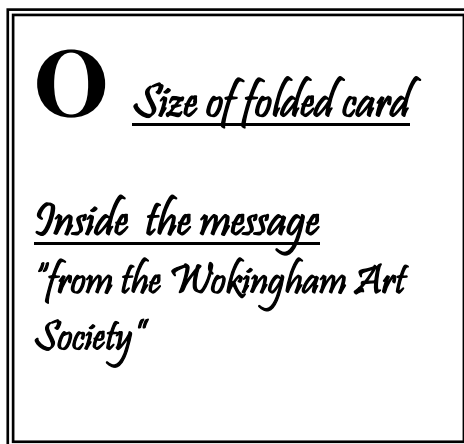


**Please include a stamped addressed envelope for your new membership card.**

## Festival of Christmas Trees

Once again we will be decorating a Christmas Tree for the festival. This year the idea is to make mini Christmas cards, with the message written inside "Best wishes from the Wokingham Art Society"

- 1) The cards should be no bigger than 4 inches, ie 4 x 3 inches, or 3 x 2 inches any shape as long as they do not exceed 4 inches.
- 2) Punch a hole in the corner of the card, so a little ribbon can be threaded through, enabling us to hang the cards on the tree.



Mini Christmas cards any shape any size but it must not exceed 4 inches on I its longest side

The Festival runs for about three days, in mid December, and is a trip out for the whole family. Visitors can enjoy tea/coffee and cakes, or a hot lunch - everyone is catered for. About forty societies, schools, and charities take part in the festival, decorating their tree with enthusiasm and imagination. So get cracking on those mini cards, let your imagination soar and bring them in to the November meeting, or send them to

Sue Smith at - 16, Larkspur Close, Wokingham RG41 3NA  
(However, we must have them in by the first week in December.)